

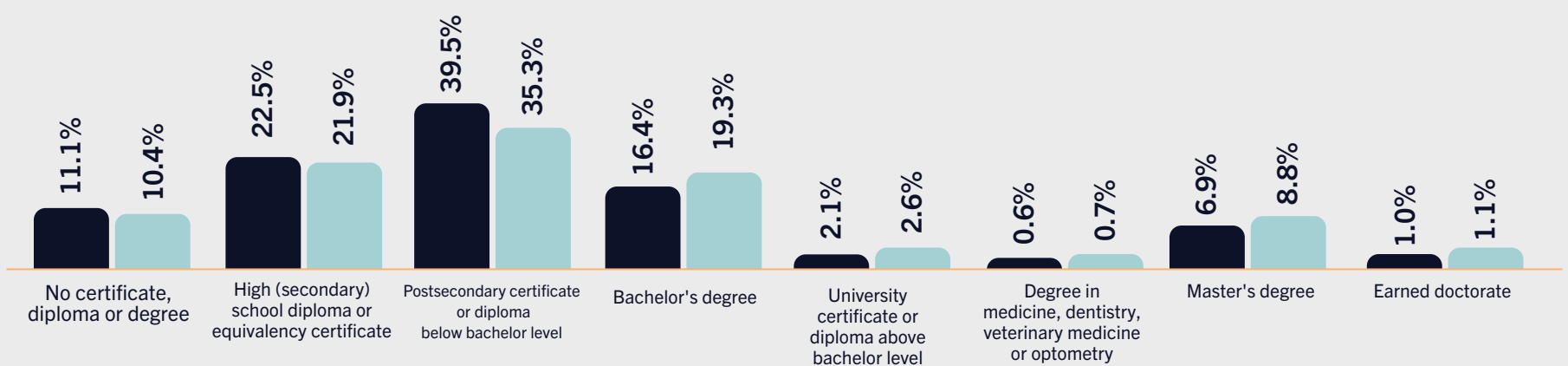
Education Attainment and Economic Outcomes of Black Population in Canada

How has the population accessed opportunities and what have been the socioeconomic benefits?

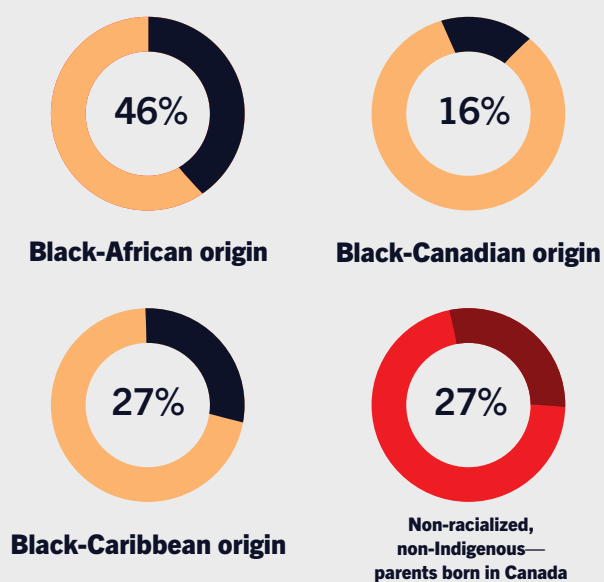
32.4% of Black individuals (ages 25-64) held a bachelor's degree or higher in 2021, similar to the national average of 32.9%. [1]

Educational attainment (Ages 25-64) [1]

● 2016 ● 2021



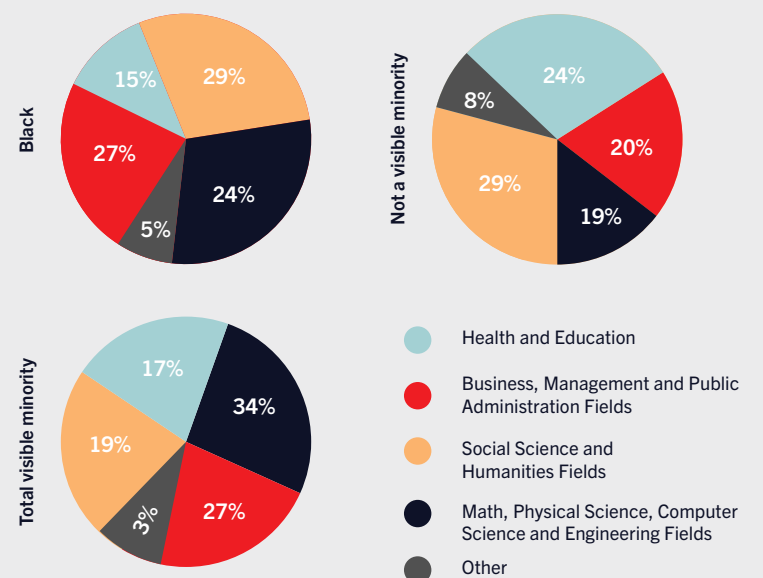
Proportion with a bachelor's degree or higher, 2021



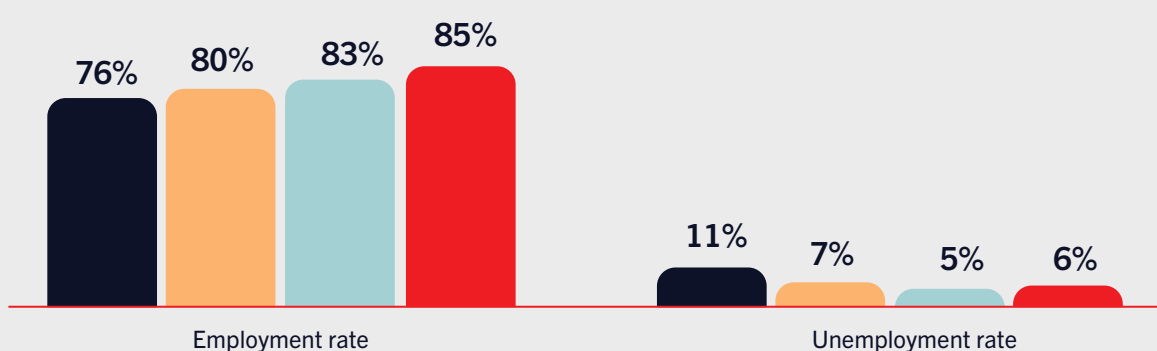
41.1% of Black Canadians (ages 25-54) were more likely to hold a bachelor's degree than non-visible minority and non-Indigenous individuals (34.2%) in 2021[2]

In 2021, educational attainment was highest among the African-origin Canadian-born Black population and lowest among the Canadian-origin Black population. [3]

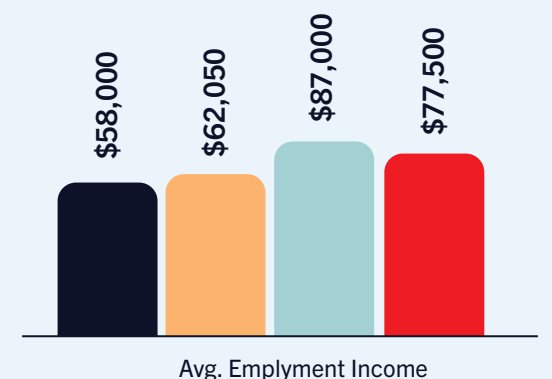
Distributions of Fields of Study [4]



Black representation in the labour force (Age 25-54 years) [5]



Compensation Outcomes for Black population in the labour force (Age 25-54 years) [6]



● Black ● Visible minority ● Not a visible minority ● All population

Sources

- [1] Statistics Canada, By the numbers: Black History Month 2023
- [2] Statistics Canada, By the numbers: Black History Month 2022
- [3] Statistics Canada, Canadian-born Black populations: Educational attainment and earnings
- [4] Statistics Canada, Census 2021
- [5] Statistics Canada. Labour force characteristics by visible minority group, three-month moving averages, monthly, unadjusted for seasonality (March 2024)
- [6] Statistics Canada, Average and median employment income by visible minority, selected sociodemographic characteristics and the census year