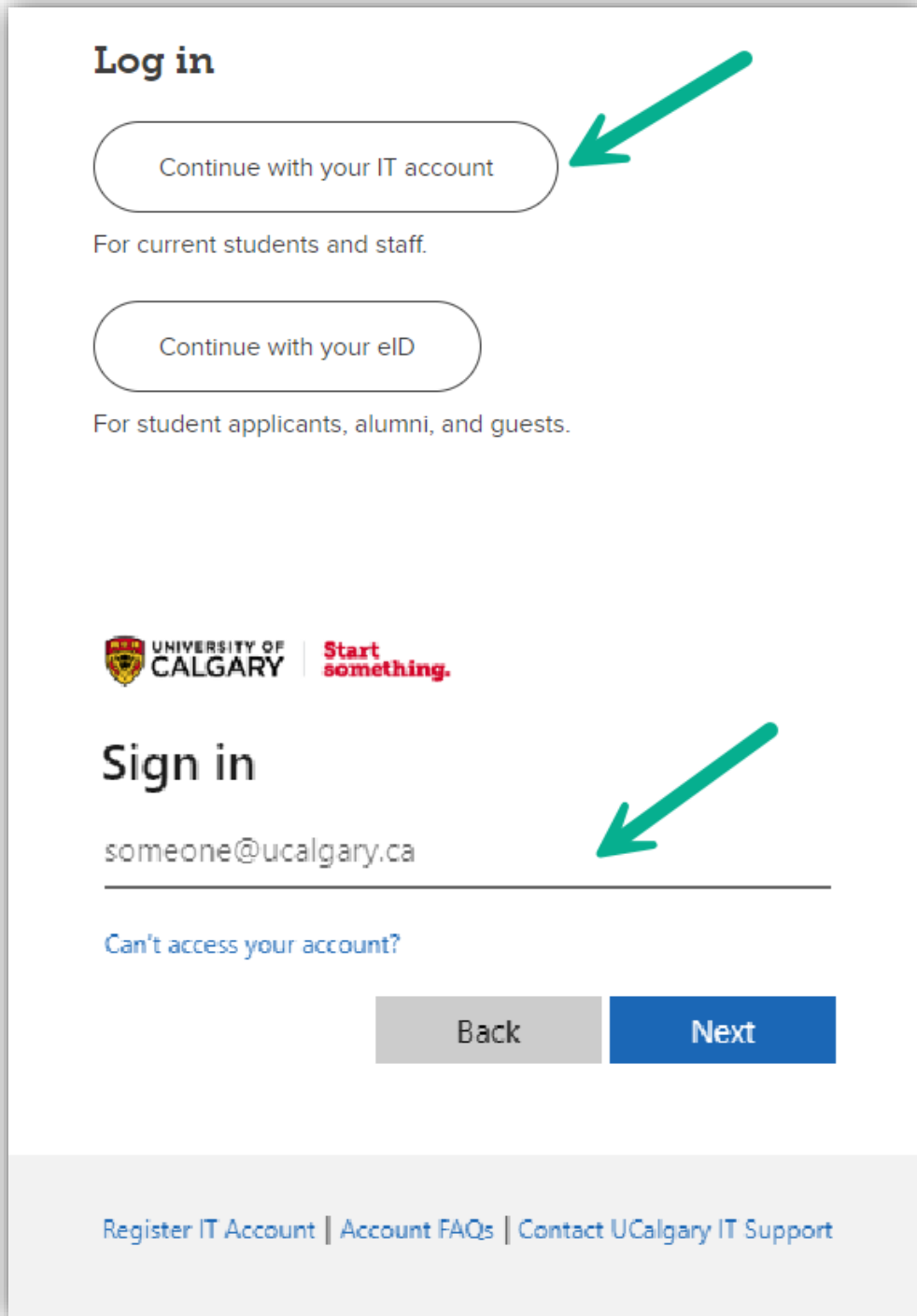


The following are instructions on how to update your personal information through the Student Centre.

1. Log into MyUofC portal.




Log in

Continue with your IT account

For current students and staff.

Continue with your eID

For student applicants, alumni, and guests.

 UNIVERSITY OF CALGARY | **Start something.**

Sign in

someone@ucalgary.ca

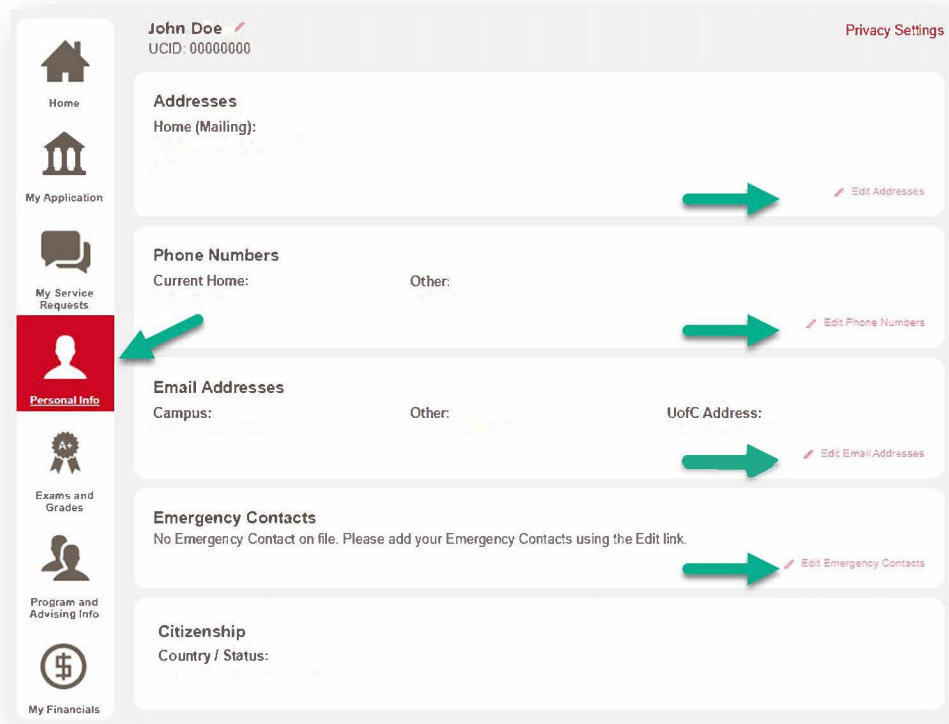
[Can't access your account?](#)


Back Next

[Register IT Account](#) | [Account FAQs](#) | [Contact UCalgary IT Support](#)


2. After logging into the MyUofC portal, navigate to the **Personal Information** page.


Select the pencil icon to edit: Addresses, Phone Number(s), Email Addresses, or update Emergency Contacts.





John Doe  UCID: 00000000 Privacy Settings

Addresses
Home (Mailing):

 Edit Addresses

Phone Numbers
Current Home: Other:
 Edit Phone Numbers

Email Addresses
Campus: Other: UofC Address:
 Edit Email Addresses

Emergency Contacts
No Emergency Contact on file. Please add your Emergency Contacts using the Edit link.
 Edit Emergency Contacts

Citizenship
Country / Status:

Personal Info (selected in sidebar)

Home
My Application
My Service Requests
Exams and Grades
Program and Advising Info
My Financials

End of Procedure

Related Guides: Update your Preferred Name